


## Main Feature



1. Smaller size compared to RW series, but with 25A of inrush current.
2. Application for automotive electrical systems.
3. JM-2P is consisted of 2 pieces of JM-1P and capsulated by one cover and the locations of terminals are distributed for easy pattern design on N.O. and N.C. contact terminal.
4. Plastic sealed type is available.

## Contact Rating

Load Type	JM-1P (DM/LM)	JM-1P (D/L)	JM-2P (DM/LM)	JM-2P (D/L)
Rated Load (Resistive)	10A 14VDC	10A 14VDC	10A 14VDC	10A 14VDC
Rated Load (Motor) at 0.5s ON, 9.5s OFF	20A 14VDC	20A 14VDC	20A 14VDC	20A 14VDC
Rated Carrying Current	10A	10A	10A	10A
Max. Allowable Voltage	60VDC	60VDC	60VDC	60VDC
Max. Allowable Current	25A	25A	25A	25A
Max. Allowable Power Force	280W	280W	280W	280W
Contact Material	Ag Alloy	Ag Alloy	Ag Alloy	Ag Alloy
Contact Form	SPST	SPDT	DPST	DPDT

## Application

Car Control Switching Box (Alarm System, Automatic Door Locking System....), Car Flashers... etc.

## Performance (at Initial Value)

- Contact Resistance ..... 100 mΩ Max. @1A,6VDC
- Operate Time..... 10 mSec. Max.
- Release Time ..... 10 mSec. Max.
- Dielectric Strength :
  - Between Coil & Contact ..... 500VAC at 50/60 Hz  
For one minute.
  - Between Contacts ..... 500VAC at 50/60 Hz  
for one minute.
- Surge Strength ..... 1,500V (between coil & contact 1.2x50μSec.)
- Insulation Resistance ..... 100 MegaΩ Min. at 500VDC
- Max. On/Off Switching :
  - Electrical..... 6 Cycles per Minute.
  - Mechanical ..... 300 Cycles per Minute.
- Temperature Range..... -40~85°C
- Humidity Range .....45~85% RH.
- Coil Temperature Rise .....70°C Max.
- Vibration :
  - Endurance.....10 to 55 Hz dual amplitude width 1.5mm.
  - Error Operation .....10 to 55 Hz dual amplitude width 1.5mm.
- Shock :
  - Endurance .....1,000 m/S<sup>2</sup>.
  - Error Operation .....100 m/S<sup>2</sup>.
- Life Expectancy :
  - Mechanical .....10<sup>7</sup> Operations at No load condition.
  - Electrical .....10<sup>5</sup> Operations at Rated Resistive Load.
- Weight.....About 5.2 g for 1P.  
About 10.2 g for 2P.

## Safety Standard & Its File Number

- NIL.

### Coil Specification (at 20 °C)

Coil Sensitivity	Nominal Voltage (VDC)	Nominal Current (mA)	Coil Resistance ( $\Omega \pm 10\%$ )	Power Consumption (W)	Pull-In Voltage (VDC)	Drop-Out Voltage (VDC)	Maximum Allowable Voltage (VDC)
JM-D	6	133	45	Abt. 0.8	60% Maximum	5% Minimum	150% but for short time carrying current
	9	90	100				
	10	74	135				
	12	66.7	180				
JM-L	24	33.3	720	Abt. 0.6	60% Maximum	5% Minimum	150% but for short time carrying current
	6	100	60				
	9	66.7	135				
	10	55.6	180				
	12	50	240				

### Ordering Information

JM - SS - 1 12 D M

Contact Form:

Nil: One Form C

M: One Form A

B: One Form B

Coil Type:

D: Standard DC Coil

L: High Sensitivity DC Coil

Coil Voltage:

06: 6V, 09: 9V, 10: 10V, 12: 12V, 24: 24V

Number of Pole:

1: One Pole

2: Two Poles

Type of Sealing:

SS: RT II flux proofed relays

SH: RT III wash tight relays

Type:

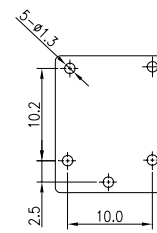
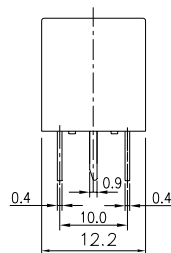
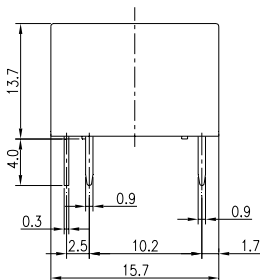
JM

### Classification

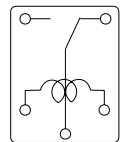
Model	JM											
	Standard DC Coil						High Sensitivity DC Coil					
Coil Sensitivity	Standard DC Coil						High Sensitivity DC Coil					
Number of Pole	1 Pole			2 Poles			1 Pole			2 Poles		
Contact Form	1C	1A	1B	2C	2A	2B	1C	1A	1B	2C	2A	2B
Flux Proofed Relay	1C : JM-SS-1□□D			2C : JM-SS-2□□D			1C : JM-SS-1□□L			2C : JM-SS-2□□L		
	1A : JM-SS-1□□DM			2A : JM-SS-2□□DM			1A : JM-SS-1□□LM			2A : JM-SS-2□□LM		
	1B : JM-SS-1□□DB			2B : JM-SS-2□□DB			1B : JM-SS-1□□LB			2B : JM-SS-2□□LB		
Wash Tight Relay	1C : JM-SH-1□□D			2C : JM-SH-2□□D			1C : JM-SH-1□□L			2C : JM-SH-2□□L		
	1A : JM-SH-1□□DM			2A : JM-SH-2□□DM			1A : JM-SH-1□□LM			2A : JM-SH-2□□LM		
	1B : JM-SH-1□□DB			2B : JM-SH-2□□DB			1B : JM-SH-1□□LB			2B : JM-SH-2□□LB		

Dimension ( $\leq 5\text{mm} \pm 0.2\text{mm}$ ,  $> 5\text{mm} \pm 0.3\text{mm}$ , the tolerance of PCB thru hole:  $+0.1\text{mm}$ )

#### JM-SS/SH-1

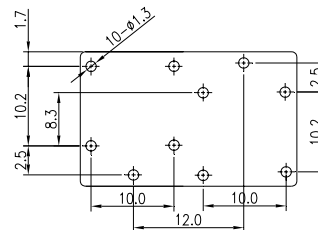
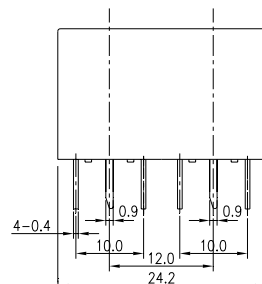
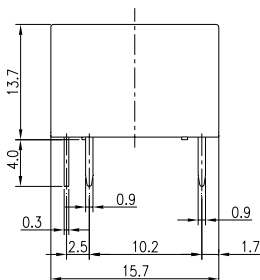


P.C.B. Layout

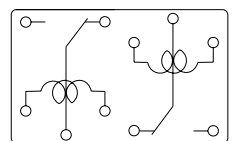


Bottom View

#### JM-SS/SH-2



P.C.B. Layout



Bottom View